



Performance assessment report

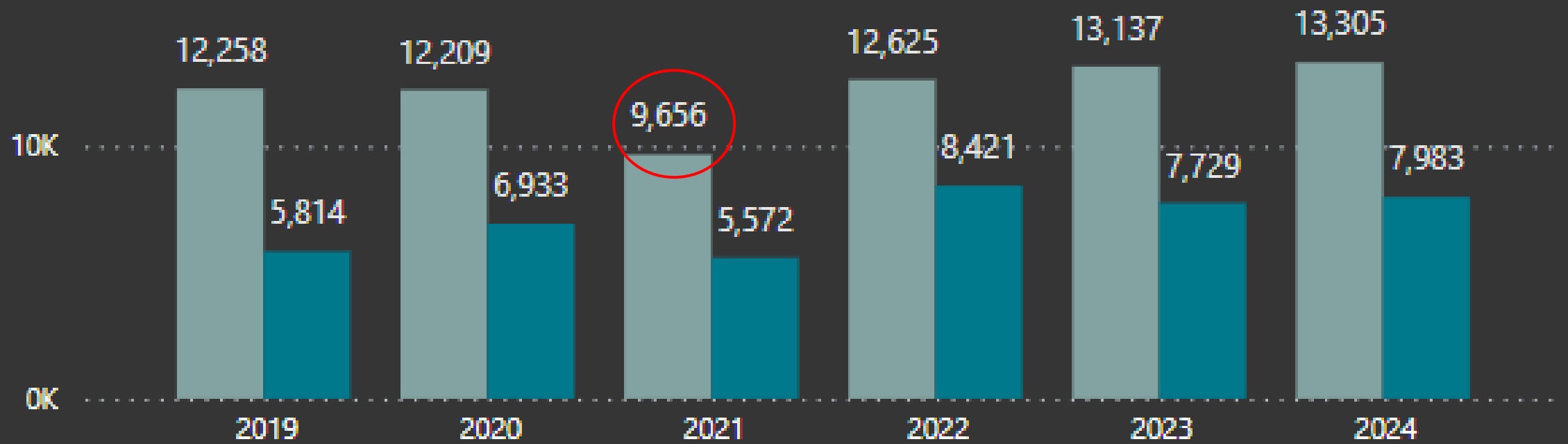
Prof Bismark Tyobeka

Goal 1: Promote excellent learning and teaching and reposition the NWU to attain the size and shape required by the market direction decisions

	Performance indicator	Actual 2022	Target 2023	Actual 2023
1	Contact student success rate	84.7%	87%	84.1%
2	Contact UG graduation duration factor	1.08	1.20	1.11
3	International student enrolment	2.68%	2.8%	2.38%
4	Headcount Enrolments	54 176	55 945	55 096
5	First-Time Entering Enrolments	12 625	12 726	13 138
6	Graduates	13 735	13 576	12 358
7	Graduation Rate	25.4%	24%	22.43%

FTEN Enrolments

● FTEN Enrolments ● NSFAS



Goal 2: Intensify research and innovation

Performance indicator	Actual 2021	Target 2022	Actual 2022
Publications per permanent academic staff member	0.99	0.99	1.02
Weighted research output	2958	2921	2864

	2021	2022	2023***
Output type	NWU DHET Awarded	NWU DHET Awarded	Captured to date
Journal articles	1 366	1 342	1 491
Conference proceedings	67	92	107
Books/Chapters	223	273	336
Grand Total	1 656	1 706	1 934

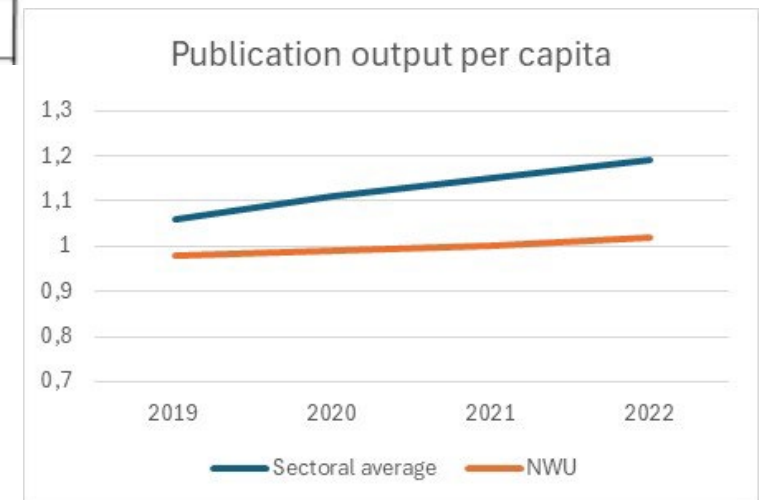
(13,4% increase)

*** Outputs captured by faculties by internal NWU deadline (end February 2024)

***Verification, Internal Panel review, External audit to be completed before final submission to DHET in May 2024

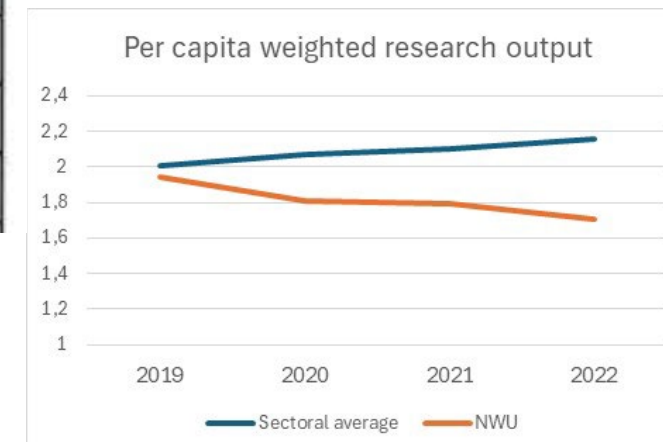
Institution	Headcount of permanently employed academics (A)	Research Publications Units (B)	Per Capita Research Publication Output (B/A)
UJ	1328.00	3143.718	2.37
UKZN	1176.00	2562.651	2.18
WITS	1178.00	2206.4004	1.87
UP	1269.00	2305.24	1.82
SU	1295.00	2255.1224	1.74
UFS	862.00	1406.3702	1.63
RU	368.00	549.5689	1.49
UCT	1192.00	1777.2564	1.49
Sector Average		1.19	
UWC	607.00	696.6456	1.15
NWU	1678.00	1706.2164	1.02
UFH	337.00	291.894	0.87

National benchmarking of publications



Institution	Headcount of permanently employed academics	Research Publications Units	Research Masters Graduates Units	Doctoral Graduates Units	Total Weighted research Output Units (1+2+3)	Weighted per capita research output (1+2+3)/A
	(A)	-1	-2	-3		
UKZN	1176	2562.651	713.853	1440	4716.5	4.01
UJ	1328	3143.718	842.95	834	4820.7	3.63
WITS	1178	2206.4004	972.735	957	4136.1	3.51
UP	1269	2305.24	1010.19	996	4311.4	3.40
SU	1295	2255.1224	918.569	834	4007.7	3.09
UCT	1192	1777.2564	726.916	840	3344.2	2.81
RU	368	549.5689	168.5	240	958.1	2.60
UFS	862	1406.3702	332.405	489	2227.8	2.58
UWC	607	696.6456	312	498	1506.6	2.48
Sector Average						2.16
UNISA	1822	1521.5481	733.177	1575	3829.7	2.10
NWU	1678	1706.2164	519.076	639	2864.3	1.71
UFH	337	291.894	88.05	171	550.9	1.64

National research productivity





Altmetric Explorer at NWU

Tracks where published research is mentioned online, and provides tools, data and services to institutions, publishers, researchers, funders and other organizations to monitor research activities

Tool aimed at enhancing the visibility and impact of NWU research output and improve science communication

Will go live after June 10, 2024



Types of sources tracked



- Policy documents
- News
- Blogs
- Twitter
- Facebook
- Wikipedia
- Faculty Opinions
- Peer Reviews
- Videos
- Patents
- Q&A (Stack Overflow)
- Reddit

Historical sources

● Sina Weibo

● Syllabi

● Google+

● LinkedIn

● Pinterest



Top five research outputs

RANK	ATTENTION SCORE	RESEARCH OUTPUT
#1	 7603	<p>Associations of fats and carbohydrate intake with cardiovascular disease and mortality in 18 countries from five continents (PURE): a prospective cohort study</p> <p>Article in The Lancet, August 2017</p>
#2	 2963	<p>Trends in adult body-mass index in 200 countries from 1975 to 2014: a pooled analysis of 1698 population-based measurement studies with 19.2 million participants</p> <p>Article in The Lancet, April 2016</p>
#3	 2690	<p>Association of dairy intake with cardiovascular disease and mortality in 21 countries from five continents (PURE): a prospective cohort study</p> <p>Article in The Lancet, September 2018</p>
#4	 2690	<p>Amphibian fungal panzootic causes catastrophic and ongoing loss of biodiversity</p> <p>Article in Science, March 2019</p>
#5	 2409	<p>Association of egg intake with blood lipids, cardiovascular disease, and mortality in 177,000 people in 50 countries</p> <p>Article in American Journal of Clinical Nutrition, April 2020</p>



Goal 4: Develop a clearly differentiated student value proposition

	Relevant performance indicator	Actual 2022	Target 2023	Actual 2023
10	Student: Academic Staff FTE ratio	28.5 : 1	27.5 : 1	28.6:1
11	First time entrant dropout rate for contact degrees (as on 1 May 2024)	9.8%	Below 13%	8.9%

Student diversity profile

Actual 2022

African (%)	68.5%
Coloured (%)	4.3%
Indian (%)	1.2%
White (%)	26%
Female (%)	62.9%
Male	37.2%

Target 2023

African	69%
Coloured	3.9%
Indian	1.2%
White	26%
Female	63.6%
Male	36.4%

Actual 2023

African (%)	71.4%
Coloured (%)	4.1%
Indian (%)	1.1%
White (%)	23.3%
Female (%)	63.5%
Male	36.5%

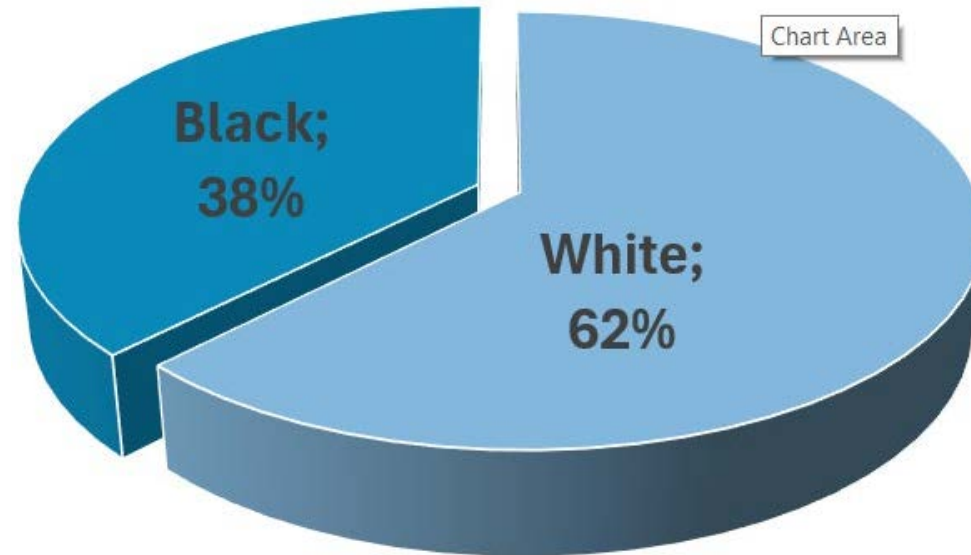
Staff profile

Actual 2022		Target 2023		Actual 2023	
African (%)	41.8%	African	41.6%	African (%)	44.7%
Coloured (%)	7.4%	Coloured	7.4%	Coloured (%)	7.4%
Indian (%)	1.6%	Indian:	2%	Indian (%)	1.8%
White (%)	49.3%	White:	48%	White (%)	46.2%
Foreign National	2.17%	Foreign National	1.1%	Foreign National	2.3%

	Actual 2022	Target 2023	Actual 2023
Permanent academic staff with PhDs	56%	56%	57%

Academic Promotions

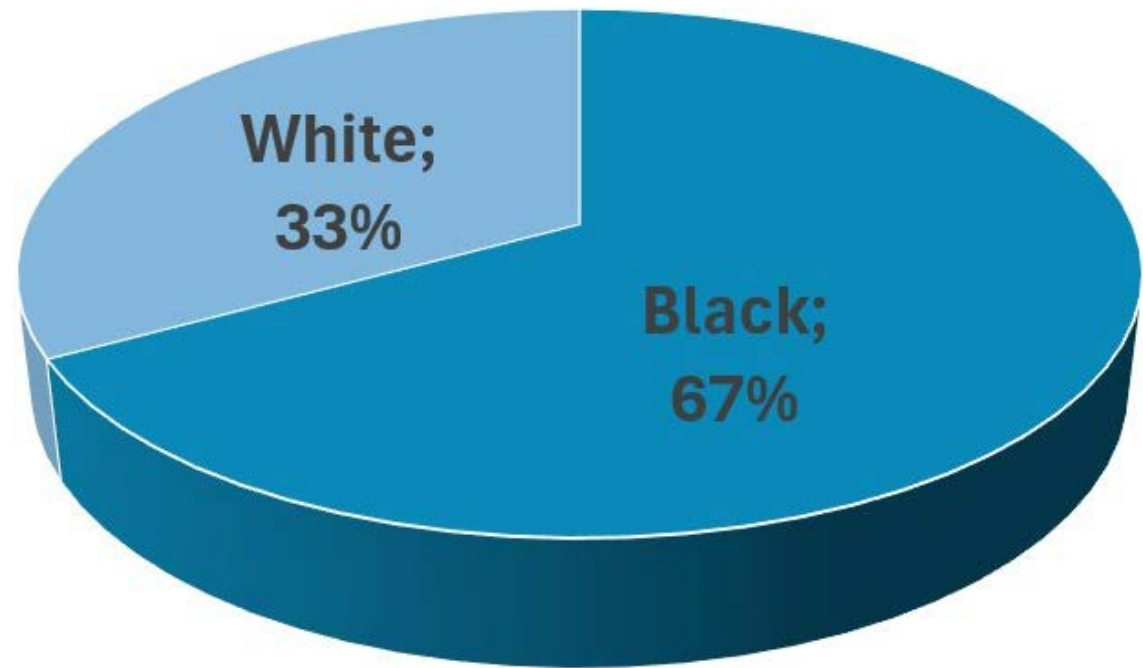
162 Academic staff members were promoted in 2023



Faculty	Lecturer		Senior lecturer		Ass professor		Full professor	
	White	Black	White	Black	White	Black	White	Black
Education	4		7	2	7		1	1
FEMS	3		7	5	8	3	2	3
Engineering				1				1
Health Sciences	1	1	8	11	8	2	3	1
Humanities	4	3	2	6	3	1	5	
Law	1		1					1
FNAS	4	1	6	5	9	10	5	3
Theology	2							
NWU	19	5	31	30	35	16	16	10

Support Promotions

120 Support staff members “moved” to a higher Peromnes level



Campus	Black	White	Total	Black	White	Total
Mahikeng	20	1	21	17%	1%	18%
Potchefstroom	48	34	82	40%	28%	68%
Vanderbijlpark	12	5	17	10%	4%	14%
Grand Total	80	40	120	67%	33%	100%

CWUR Ranking

The latest Global 2000 list, which is published by the CWUR, places the NWU among the top 4,2% of the world's best universities.

This outstanding achievement was published on 13 May on the cwur.org website. The NWU was ranked according to academic performance among 20 966 universities worldwide.

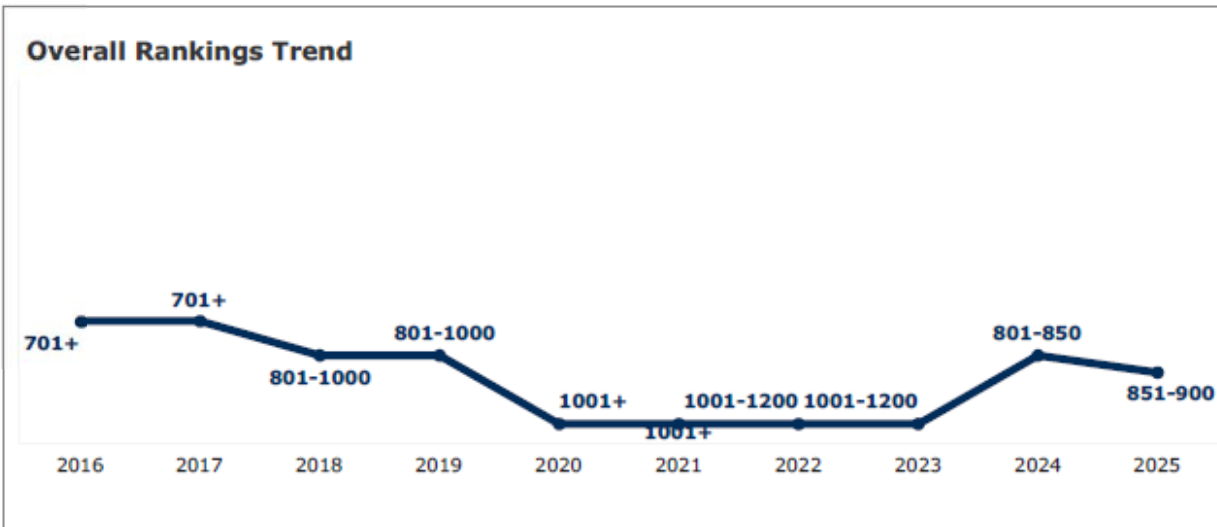
In 2022, the NWU was ranked in the top 4,5%.





QS World University Rankings

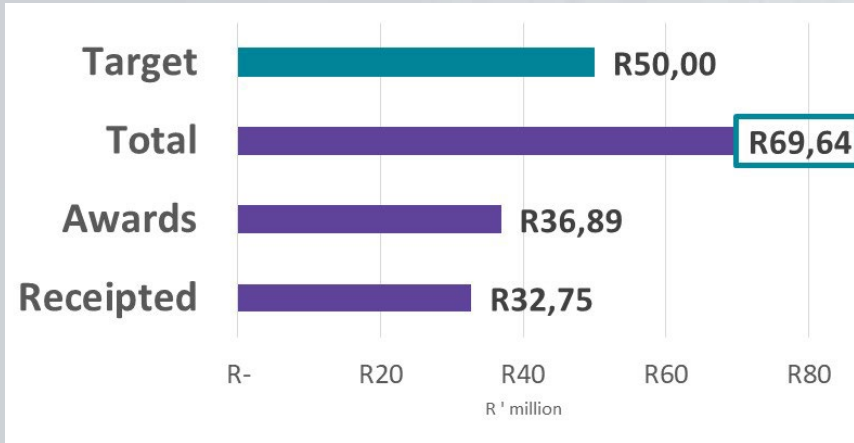
Fact file | North-West University
2025



Criteria	Description and weight
Research and Discovery	Academic reputation and citations per faculty (50%)
Employability and Outcomes	Employer reputation and employment outcomes (20%)
Learning Experience	Faculty: Staff ratio (10%)
Global Engagement	International research networks International staff International student (15%)
Sustainability	Analysis of sustainable ranking (5%)

Overall Rank
851-900

Donations/Fundraising 2024



Debt funding received via the Bursary office

Thermo Fisher Phambili Trust	R	305 538
Old Mutual Education Trust	R	20 619
Jurumani Solutions	R	57 340
Nedbank	R	2 118 110
ABSA	R	1 044 000
Old Mutual Insure	R	572 068
	R	9 263 312

TETA	R 1 500 000.00	Tomorrow Trust	R 258 937.00
BP	R 2 500 000.00	HCL Tech	R 700 000.00
ESKOM	R 2 900 000.00	Tomorrow Trust	R 70 000.00
NWK	R 550 000.00	BANKSETA (Bursary admin fee)	R 43 238.00
TOYOTA	R 80 000.00	Kuehne+Nagel Inzuzo Trust (KN Inzuzo Trust)	R 260 000.00
SAFRIPOL	R 75 000.00	CATHSSETA	R 1 200 000.00
Teachers' Plus	R 350 000.00	INSETA	R 2 850 000.00
BANKSETA (bursaries)	R 735 047.00	FASSET	R 3 000 000.00
Tiger Brands	R 977 357.66	Philips	R 1 750 000.00
BankSeta (Ikateleng)	R 262 500.00	Royal Bafokeng Investment	R 600 000.00
Old Mutual Education Trust	R 555 516.00	SAMANCOR CR	R 200 000.00
Siyandisa Foundation	R 50 000.00	Gijima	R 171 322.00
Cyril Ramaphosa Education Trust	R 450 000.00	SITA	R 300 000.00
Thermo Fisher Phambili Trust	R 500 000.00	W&RSETA	R 14 000 000.00
		TOTAL	R 36 888 917.66

Internships

PSETA	
Internship (80)	R4,89m
Postgraduate(60)	R4,89m

Pledged

**Rassie Erasmus's
honourary doctorate
media coverage**

**Advertising Value
Equivalent:** More than
R17 million

Potential Reach
(audience reached):
More than 100 million

Website views: More
than 7 300



Open Days 2024

4 May: Potchefstroom - drawing 8 000 preregistrations and approximately 15 000 visitors.

11 May: Vanderbijlpark with almost 3 000 pre-registrations and more than 8 000 visitors.

18 May: Mahikeng with almost 3 000 pre-registrations and more than 7 000 visitors.

1 June: Gauteng open day had 3 600 pre-registrations with 2 780 visitors on the day



INTERNATIONAL STUDENT RECRUITMENT



Other Countries; Germany, Austria, USA, Netherlands, Brazil, UK, West Indies

*Purple marked countries are designated as the English-speaking African countries.

POSTGRADUATE STUDENT RECRUITMENT

Mini Open Day style & Career Fair engagements: 6

Conferences:
7

Targeted digital recruitment course campaigns: 14

Recruitment bursaries:
R2,9 million

*Some identified activities for 2024, excluding direct recruitment activities, media buy campaigns, current student marketing, digital marketing, SEO etc.



NWU rakes in eight nominations for ‘Science Oscars’

The NSTF-South 32 Awards, also known as the ‘Science Oscars’, is the largest, most comprehensive and one of the most coveted national awards. It recognises outstanding contributions in science, engineering and technology (SET) and innovation by individuals, teams and organisations.



Three finalists in this year's prestigious NSTF-South32 Awards. **'Science Oscars'**

The winners will be announced at a planned hybrid event and live broadcast from Johannesburg and Cape Town on 11 July. This will be the 26th awards ceremony and the theme for this year's event is the Fourth Industrial Revolution (4IR) in SA.

Prof Hayeshi - Management award

Prof Linda Godfrey - finalist for the Green Economy Award.

Prof Attie Jonker - Innovation Award for Small, Medium and Micro Enterprises.



Staff lauded for promoting the NWU's values and brand

This is the second year that the institution presented its Media and Organizational Citizenship Behaviour (OCB) Recognition Awards. Fourteen key influencers received recognition in eight categories for their valued contributions as brand ambassadors, both internally and externally.

Prof Bismark awarded National Order Of Merit by France

The award is in recognition of Prof Tyobeka's significant contribution to:

- the global governance of the nuclear industry;
- His efforts to promote collaboration between South Africa and France;
- His pursuit of academic excellence and more.



Dr. Anna Mokgokong, keynote speaker at the prestigious Cambridge Africa Business Conference (CABC) hosted by the University of Cambridge

Dr. Anna Mokgokong, has been invited to feature as a distinguished keynote speaker at the prestigious Cambridge Africa Business Conference (CABC) hosted by the University of Cambridge Judge Business School on 18 May.

The theme was "Kujenga Africa: Forging Global Alliances," emphasizes unity, collaboration, and innovation in building a brighter future for Africa.

The invitation, extended on behalf of the Cambridge Africa Business Network (CABN), underscores the importance of fostering global partnerships in driving positive change.

