



Council

23 June 2022

Dr. Bismark Tyobeka

#DiscoverNWU



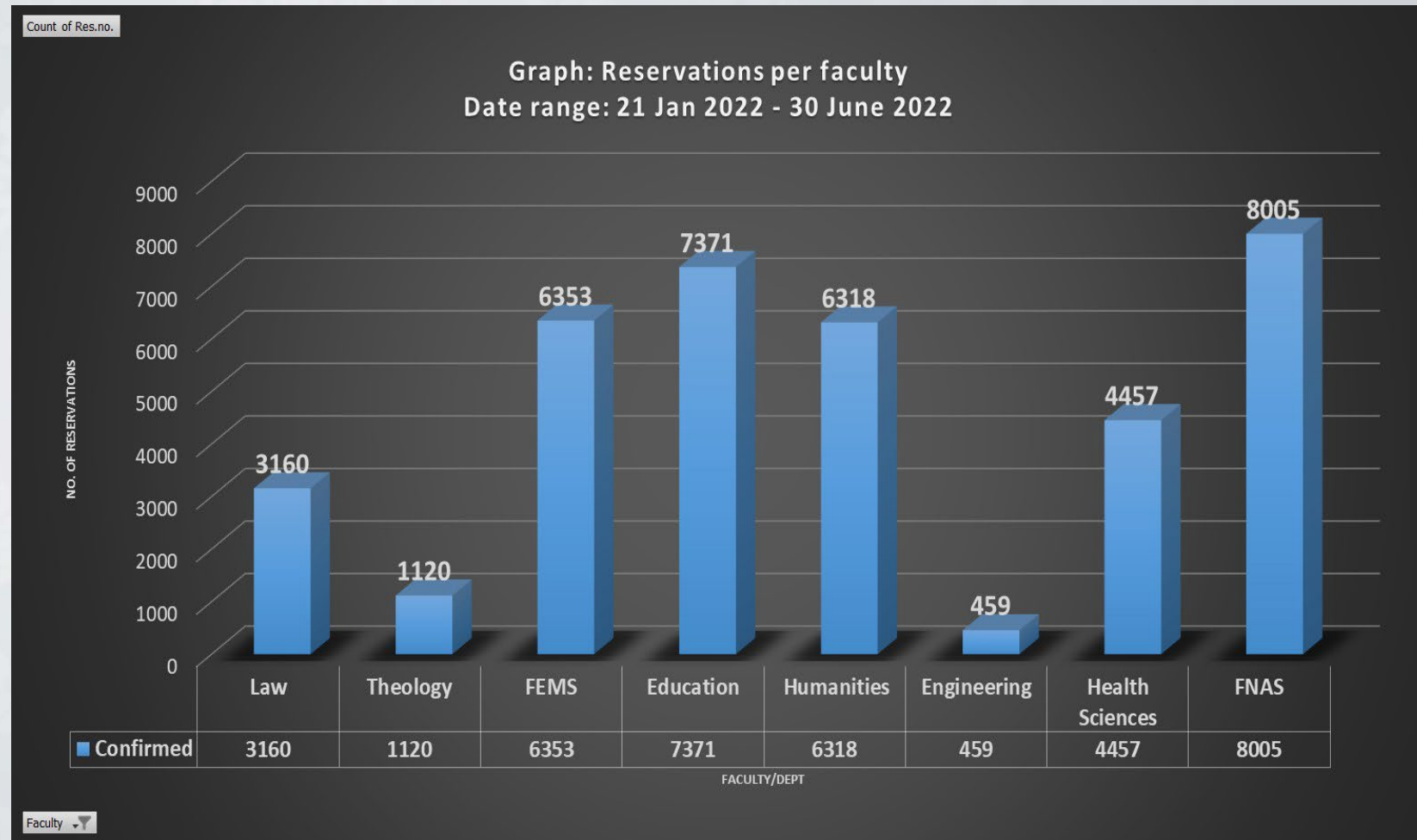
Teaching and Learning

Goal 1 - Enrolments and Graduates

Performance indicator	2018	2019	2020	2021	TARGET
Contact student success rate	85%	85%	90%	87%	87%
Contact UG, graduation duration factor	1,17	1,11	1,12	1,09	1.2
International student enrolment	4,3%	4,1%	3,2%	3,0%	4,84%
Headcount Enrolments	61 308	63 671	56 425	53 469	61 054
Contact	43 324	43 324	44 785	43 639	45 711
Distance	17 984	17 984	11 640	9 830	15 343
First-Time Entering Enrolments	12 143	12 277	12 286	9 768	12 263
Contact	9 576	9 939	10 330	9 026	10 474
Distance	2 567	2 338	1 956	742	1 789
Graduates	15 350	14 961	15 454	14 484	15 044
Contact	10 650	11 191	11 697	11 191	10 525
Distance	4 700	3 770	3 757	3 293	4 519
Graduation Rate	25%	23%	27%	27%	25%

Goal 1 – Teaching and Learning

- Revision of the NWU Language policy
- Distance Education workshop (16 May)
- Teaching Learning Assessment Policy review process commenced
- The Open Education Resources Policy consultation process commenced
- Consultation process for the development of a Microcredential Framework



Student Enrolment 2022

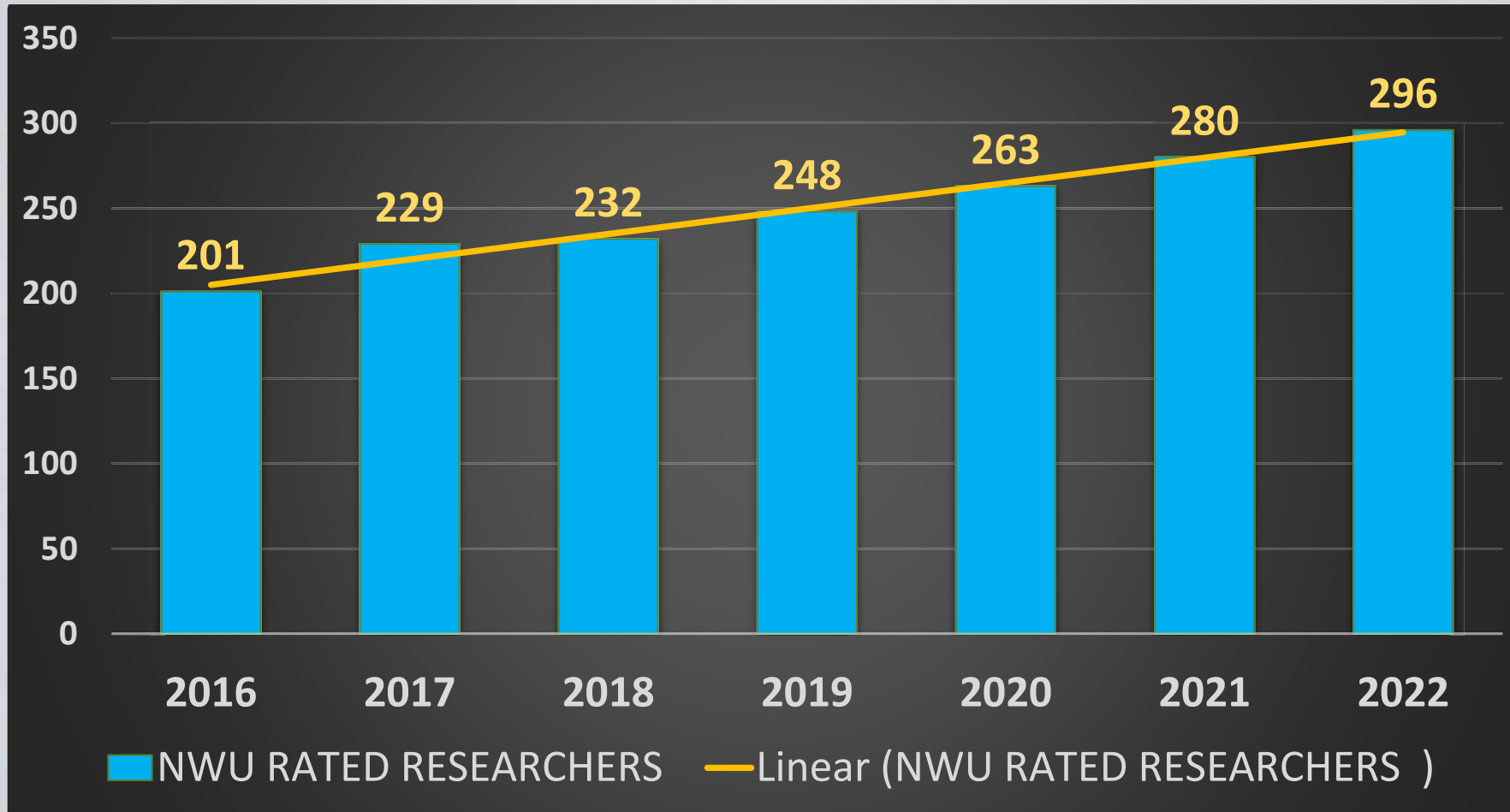
	2020	2021	2022
Contact Enrolments	44 785	43 636	43 898
Distance Enrolments	11 640	10 328	8 846
Total Enrolled	56 425	53 964	52 744
First year students	12 221	9 708	12 743
NSFAS	22 277	23 520	26 009
NSFAS dependency	39%	44%	49%

Research and Innovation

Goal 2: Research Performance

	2019	2020	2021	APP
Publications per permanent academic staff member	0,98	0,92	Not yet available	0,97
Weighted research output	3 058	2 811	Not yet available	2 828
Student: Academic Staff FTE ratio	1: 33	1: 29,2	1: 28,4	1: 26,3
First time entrant dropout rate for contact degrees	11%	11%	9%	Below 13%
Permanent academic staff with PhDs	51%	49%	56%	56%

NWU upward trajectory of NRF rated researchers



2022 (to date): includes 3 new B rated; i.e. internationally acclaimed researchers

National Benchmarking - Publications output units by publication type by universities

Institution	Books		Conferences		Journals		Overall Institutional units 2019	Overall Institutional units 2020	% Share of Overall Sector units 2020
	Units	% of institutional units	Units	% of institutional units	Units	% of institutional units			
UKZN	131.2	5.00%	29.2	3.90%	2242.0	12.21%	2286.1	2402.4	11.05%
UJ	344.6	13.12%	173.7	23.26%	1787.3	9.73%	2276.3	2305.6	10.61%
SU	444.5	16.92%	74.6	9.99%	1669.5	9.09%	2033.7	2188.5	10.07%
UP	301.1	11.46%	49.1	6.57%	1749.6	9.53%	2060.6	2099.8	9.66%
WITS	235.2	8.96%	50.8	6.80%	1638.2	8.92%	1918.8	1924.2	8.85%
UCT	165.6	6.31%	63.0	8.44%	1658.2	9.03%	1936.0	1886.8	8.68%
NWU	233.4	8.89%	38.8	5.20%	1264.3	6.89%	1541.2	1536.6	7.07%
UNISA	149.9	5.71%	37.7	5.05%	1135.6	6.18%	1366.6	1323.2	6.09%
UFS	320.7	12.21%	31.3	4.19%	969.4	5.28%	1171.7	1321.4	6.08%
UWC	32.2	1.23%	10.9	1.46%	560.7	3.05%	594.2	603.9	2.78%
NMU	67.1	2.55%	24.9	3.33%	472.5	2.57%	459.6	564.4	2.60%

2020 DHET data

National Benchmarking - Per capita research publications outputs

Institution	Headcount of permanently employed academics (A)	Research Publications Units (1)	Per Capita Research Publications Units (1/A)
UKZN	1201	2402,3871	2.00
UJ	1266	2305,61	1.83
SU	1198	2188,505	1.82
UP	1183	2099,7696	1.77
UCT	1155	1886,805	1.63
WITS	1193	1924,2129	1.61
RU	353	535,069	1.52
UFS	881	1321,3979	1.50
Sector Average		1.11	
NWU	1550	1536,5908	0.99
UWC	682	603,8543	0.89
UNIZULU	313	267,504	0.85

2020 DHET data

National benchmarking - Normalized weighted research outputs

Institution	Headcount of permanently employed academics (A)	Research Publications Units (B)	Research Master's Graduates Units (C)	Doctoral Graduates Units (D*3)	Total weighted publications outputs units (E = B+C+D)	Normalized weighted research outputs (F = E/A)
UKZN	1201	2402,4	790,6	1461	4654,0	3,88
UP	1183	2099,8	1029,3	1122	4251,0	3,59
WITS	1193	1924,2	910,8	963	3798,0	3,22
SU	1198	2188,5	774,7	897	3860,2	3,18
UCT	1155	1886,8	719,5	828	3434,3	2,97
RU	353	535,1	190,8	300	*1025,9	2,91
UJ	1266	2305,6	678,4	672	3656,0	2,89
UFS	881	1321,4	299,4	339	1959,8	2,22
Sector Average					1562,5	2,07
UFH	343	275,4	140,6	243	659,0	1,92
UWC	682	603,9	272,0	369	1244,9	1,89
UNISA	1713	1323,2	643,1	1266	*3232,3	1,83
NWU	1550	1536,6	521,6	753	*2811,2	1,81
UNIZULU	313	267,5	84,0	142	493,5	1,58
NMU	671	564,4	249,3	240	1053,7	1,57

Normalized weighted research outputs = total weighted outputs (E) divided by the headcount of permanently employed academics (A).

Senior academic staffing level at traditional universities



	UCT	US	UP	Rhodes	UWC	WITS	NWU	UKZN	Limpopo	FH	UFS	AVG
Professor	218	259	203	49	107	179	213	128	44	40	108	1 548
Associate professor	250	177	205	80	120	222	232	190	62	41	60	1 639
Senior lecturer	354	297	391	95	171	319	544	245	187	80	252	2 935
Lecturer	348	367	410	125	277	450	489	640	279	162	399	3 946
Junior lecturer	14	37	4	6	0	25	84	34	40	5	128	377
Undesignated	0	44	11	2	0	9	13	12	3	26	0	120
TOTAL	1 184	1 181	1 224	357	675	1 204	1 575	1 249	615	354	947	10 565
Professor	18%	22%	17%	14%	16%	15%	14%	10%	7%	11%	11%	15%
Associate professor	21%	15%	17%	22%	18%	18%	15%	15%	10%	12%	6%	16%
Senior lecturer	30%	25%	32%	27%	25%	26%	35%	20%	30%	23%	27%	28%
Lecturer	29%	31%	33%	35%	41%	37%	31%	51%	45%	46%	42%	37%
Junior lecturer	1%	3%	0%	2%	0%	2%	5%	3%	7%	1%	14%	4%
Undesignated	0%	4%	1%	1%	0%	1%	1%	1%	0%	7%	0%	1%

2019 Audited data

Community Engagement

Goal 3: Community engagement - Support and collaboration with communities for mutual benefit

- Dept of Education: Delegation was led by Dr Shadrack Mvula, Deputy Director General (DDG) for Governance and Support and Mr Prince Mashilo, DDG for Curriculum Management and Delivery and 20 officials from all the four districts – 27 May
- Office of the premier - Victor Thebe Sefako Bursary Launch – 01 June 2022
- Unibo Chapel – exploring incorporation
- Establishing Community Forums – work in progress
- Initial survey of sustainability indicators for SDG reporting and possible rating options have been completed and (report due date: July)

Community Engagement: Promote Environmental sustainability

Phase 1: Sustainability Policy and guidelines (including environmental matters) compiled, the technical team finalised 13 June – NWU processes to start

Phase 2: Review and assess previous NWU environmental audit reports and corrective action reports.

Phase 3: Baseline Environmental Assessment / GAP Analysis

Phase 4: Develop and Facilitate an environmental management system

Offering an all campuses: 'Water Conservation' themed training and activities for student volunteers as part of Green Campus Awareness.

Graduations - Botswana minister obtains his PhD from the NWU Business School

The Minister of Land and Water Affairs of the Republic of Botswana, Dr Kefentse C Mzwini, for graduating with a PhD degree from the NWU Business School on 25 May 2022.



Student and Staff Value proposition

Student Value proposition: NWU's Facing Race Week

NWU's Facing Race Week - 11 to 14 April 2022

Brought together staff and students to talk about racial inequality and to educate one another on issues of racial discrimination.

During the hybrid event, participants collectively confronted issues of inequality, injustice, and ensuing disparities in the higher education realm during the Covid-19 pandemic.

Hosted by the Faculty of Humanities. The panelists included:

- Prof Robert Balfour, DVC for teaching and learning,
- Devine Fuh, director of the Institute for Humanities in Africa at the University of Cape Town,
- Prof Crain Soudien, former CEO of the HSRC
- Mbali Khoza, artist and art historian from Rhodes University
- Roxanne Mathobie, an NWU social anthropologist.



Values are a driving force for the NWU

2019: NWU reflected on its culture and identified areas for improvement.

2020: Progress with the “To Be” Culture Project to formulate a unified NWU culture.

2022 Launch of NWU values campaign kicked off in March 2022 with a cook-off held for the University Management Committee (UMC) and an official launch in the form of a gala evening.





NWU's Ikateleng – R2.9m from Eskom Development Foundation

Eskom Development Foundation injects another R2,9 million into NWU's Ikateleng project

Through Ikateleng we offer much-needed assistance to thousands of learners to get them ready for higher education. Ikateleng – provides supplementary teaching in mathematics, economics, business studies, accounting, life science, physical science, and English

The project has been running for 34 years. This year, more than 1 500 Grade 10 to 12 learners from various schools are supported.

Corruption-fighting forensic accountants - R10 million bursary fund

The NWU, the Special Investigating Unit (SIU) and the Thuthuka Education Upliftment Fund (TEUF) of the South African Institute of Chartered Accountants (SAICA) entered into a historic agreement on 30 May to bolster the war on fraud and corruption through a R10 million bursary fund for the training of forensic accountants to be deployed within the SIU.

Capacity to fast-track investigations

The agreement is for a period of four years and, based on the operational requirements at the SIU, will be reviewed and possibly extended.

The MoU comprises three legs: the undergraduate placement programme for first-year BCom Accounting students; the postgraduate placement programme targeting six honours postgraduate students per year who will join the SIU on a higher level to make an impact; and the work integrated learning programme to practically capacitate current SIU employees.



NWU National and International recognition

NWU now ranks in top 4,5% of global universities

NWU continues to shine in global rankings!

In the latest rankings, the Center for World University Rankings (CWUR) placed the NWU in the top 4,5% of universities in their 2022/2023 edition of the Global 2000 list.

This is an improvement from being in the top 4,7% in last year's ranking.



QS Rankings

University	2022 ranking	2023 ranking
University of Cape Town	226	237
University of Johannesburg	434	412
WITS	424	428
Stellenbosch University	482	454
University of Pretoria	601-650	591-600
Rhodes University	801-1000	801-1000
University of KwaZulu-Natal	801-1000	801-1000
North-West University	1001-1200	1001-1200
University of the Western Cape	1001-1200	1001-1200

NWU measurement

Academic Reputation	501+	▲
Employer Reputation	501+	▼
Faculty Student	601+	▼
Citations per Faculty	601+	▲
International Faculty	601+	▼
International Students	601+	▼
International Research Network (unweighted)	178	●
Employment Outcomes (unweighted)	601+	●

Feather in NWU's cap as it bags prestigious prize

On 20 April 2022 NWU received an external award for the successful implementation of Planon, an integrated workplace management system (IWMS)

The award was presented by the South African Facilities Management Association for the Technology Implementation of the Year 2022



Preparing for 2023 ...

CORPORATE RELATIONS AND MARKETING - STUDENT RECRUITMENT: 2023

CONTACT SCHOOLS:

- Grade 12 Campaign completed - 512 Schools Visited
- Accepted + Conditionally Accepted (06-06) – 6 562
- Young Eagles Applied – 2 514

ACTIVATIONS AND SPONSORSHIPS:

- 46 School Activations & Sponsorships (271 Schools)
- Open Days

DIGITAL MEDIA:

- Interest Index – 2 763
- Faculty Campaigns – 2 million reached*

MEDIA BUY CAMPAIGNS:

- Applications Opening – 11 200 000 Reached*
- Open Day – 7 820 000 Reached*
- Selection Courses & residence closing – June 2022
- Applications Closing – Aug 2022

RECRUITMENT CYCLE



The recruitment cycle starts 18 months in advance before the enrolment date



This is apart from the Grade 9 & 10 campaigns for subject choices

During these cycles the University already engages with the learners to assist them through the process of deciding on a University and ensuring that they have the correct subject in line with the interest and possible career paths



OPEN DAYS

2022 OPEN DAY

14 May

Mahikeng

21 May

Potchefstroom

28 May

Vanderbijlpark

#DiscoverNWU



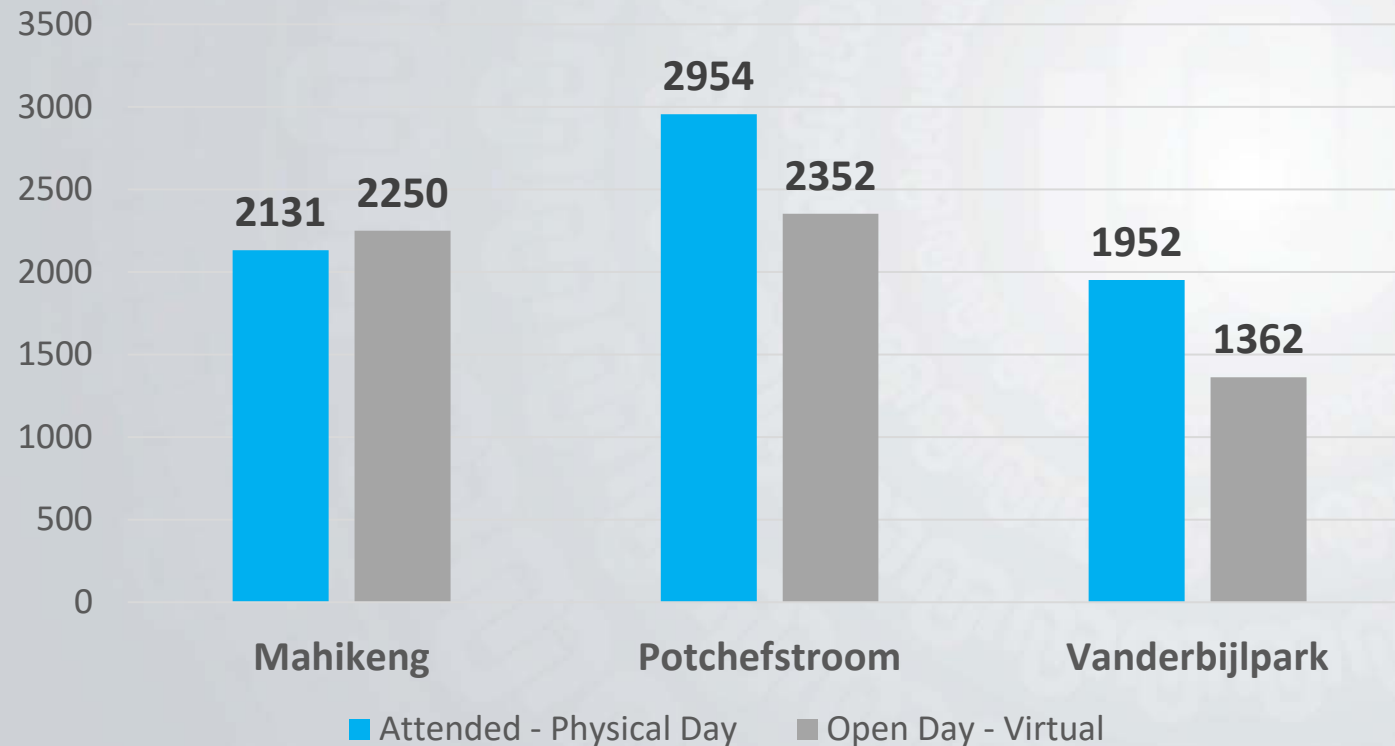
MAHIKENG



POTCHEFSTROOM



VANDEBIJLPARK



APPLICATIONS - 10 JUNE

Faculty	Target	Applications	Accepted (Ex Selection Outstanding)	Selection Outstanding
Economic and Management Sciences	2 906	21 184	3 683	
Education	2 220	25 995	2 276	
Engineering	321	1 839	850	3
Health Sciences	1 595	32 815	1 035	10 029
Humanities	2 045	23 325	9 949	1 067
Law	630	8 080	56	1 810
Natural and Agricultural Sciences	1 707	14 532	3 128	47
Theology	127	439	178	
NWU Total	11 551	128 209	21 155	12 956



COMPARISON 2021 -2023

Re a leboga
Dankie
Thank you