

COVID-19 TRAINING

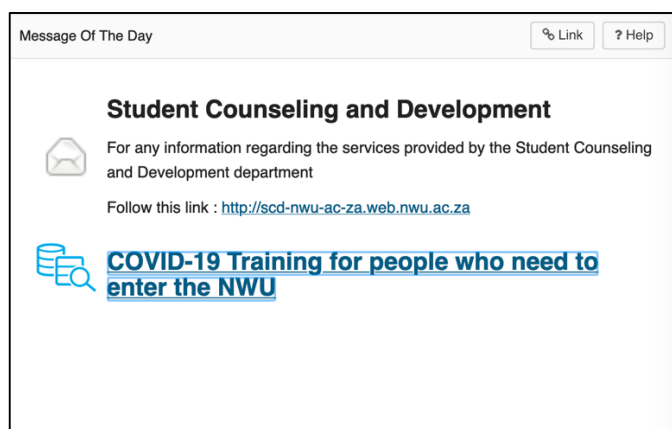
Table of Contents

1	Students and staff	1
2	Guests.....	2

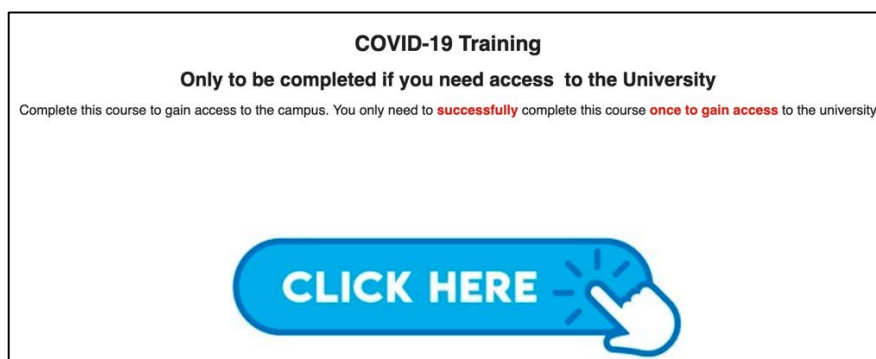
1 Students and staff

COVID-19 training needs to be completed before accessing the university. This training will consist of study material on eFundi as well as a test. A test score of 100% is needed.

- Login to <http://efundi.nwu.ac.za>
- Click on the COVID-19 training link in the message of the day column



- Click on the “click here” button to join the training site

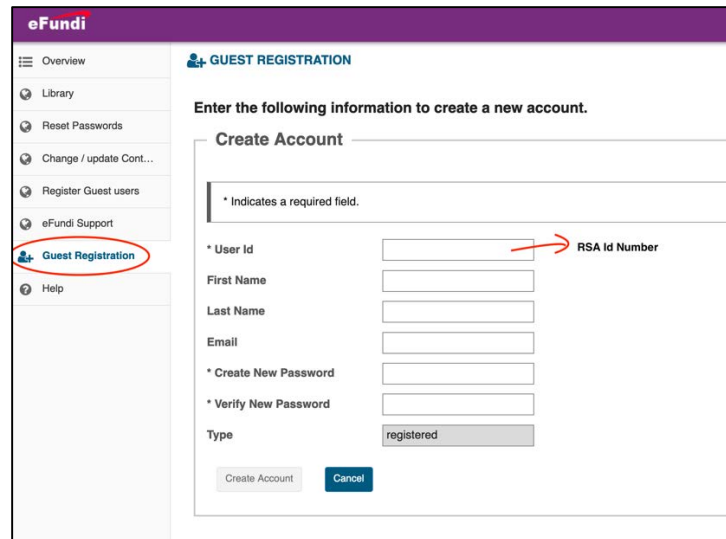


- Work through all the material and complete the Post-test.

2 Guests

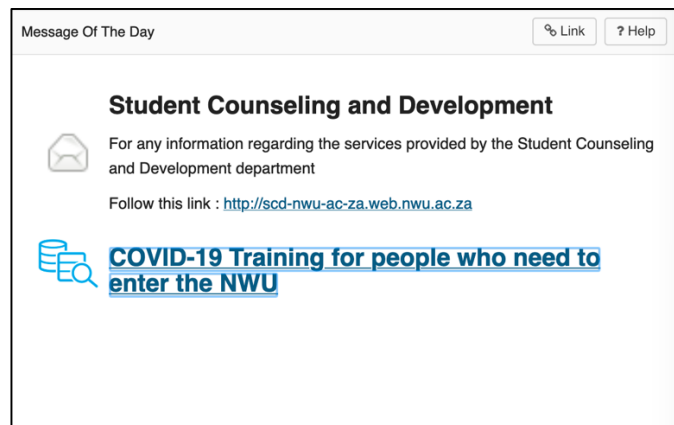
Guests that need to access the university also need to complete the COVID-19 training and test on eFundi. A test score of 100% is needed.

- Register a guest to use eFundi by completing the registration form on <http://efundi.nwu.ac.za> It is important to use your **RSA ID number as User ID**.



The screenshot shows the eFundi 'GUEST REGISTRATION' page. The page title is 'GUEST REGISTRATION' and the instruction is 'Enter the following information to create a new account.' The form is titled 'Create Account' and includes a note: '* Indicates a required field.' The fields are: * User Id (with a red arrow pointing to it and the text 'RSA Id Number'), First Name, Last Name, Email, * Create New Password, * Verify New Password, and Type (a dropdown menu currently showing 'registered'). At the bottom of the form are 'Create Account' and 'Cancel' buttons. On the left sidebar, 'Guest Registration' is highlighted with a red circle.

- Login to <http://efundi.nwu.ac.za> by using the ID number as the user name and the password as chosen
- Click on the COVID-19 training link in the message of the day column



- Click on the “click here” button to join the training site



- Work through all the material and complete the Post-test.